



# OCTAGRAM

THE MONTHLY NEWSLETTER OF THE MGs of BALTIMORE MD

May 2024

[www.mgsofbaltimore.org](http://www.mgsofbaltimore.org)

---

From El Presidente:

Well, once again I need to report the loss of, a longtime member and friend, Doug Hart. Doug and Anne have been members of MGOB for as long as I can remember. They have hosted a number of Christmas/After the Holidays Parties at their current home and at their home in the City in the Gardenville/Hamilton area. I knew Doug was having issues with his legs bothering him, but I had no idea that he was dealing with lung cancer. His passing was a complete surprise to me. Anne has a full plate and has not decided when there will be a celebration of life for Doug. Please keep her and their daughter Elizabeth in your thoughts.

A big shout out goes to Richard Jefferson for him organizing the League of Extraordinary Loafers field trip to the American Treasure Museum with a stop off for lunch and a look around Kenneth Square, PA. The museum alone was worth the trip, they have the most unique collection of stuff I've ever seen anywhere. It's stacked from floor to ceiling and ranges from cars & trucks to music making machines. It's a must see. I could go back because there's just too much to take in during one visit alone. A copy of their flier is in the newsletter

The Capital Triumph Register's 26<sup>th</sup> Annual "Britain on the Green" British Car Show was held on Sunday, April 28<sup>th</sup> at Gunston Hall. Rich Polan and I drove down in his 1980 MGB LE. The show was well attended, and we promoted both the 45 Annual "MGs on the Rocks" and the North American MGB Register while there.

Larry Heaps will be hosting the **MGOB Rolling Tech Session** on **Saturday, May 4<sup>th</sup>** - 9:00 a.m. 816 Chance Court; Street, MD 21154. RSVP: 410 452-5349 home or 443 966-0659 cell

**The 35<sup>th</sup> Annual "Get the Dust-Off" Rallye** will be held on **Sunday, May 5<sup>th</sup>**. See the event flier in this issue of the Octagram.

The Annual "**Brits By the Bay**" Car Show sponsored by the TRAC Club will be held on Sunday, May 19<sup>th</sup>, 2024 at a new location, Linganore Winery & Red Shedman Brewery in Mt. Airy, MD. For more information and to register go to: [www.tractd.org](http://www.tractd.org)

The **46<sup>th</sup> Annual Original British Car Day** will be held on Sunday, June 2<sup>nd</sup>, 2024, at Lilypons Water Gardens in Adamstown, MD. For more information see the event flier in this issue.


Bridget McCarron is looking to organize a MGOB group to caravan to **Watkins Glen, NY** for the **Grand Prix Festival 2024** - Sept. 5 - 8, 2024. MG is the featured marque this year. Leaving on Thursday September 5<sup>th</sup>, and to attend sanctioned activities on Friday September 6<sup>th</sup> and Saturday September 7<sup>th</sup> as an MGOB group. For more information is available in this issue and at <http://www.grandprixfestival.com/>. Bridget can be reached at: [bridgetmccarron@yahoo.com](mailto:bridgetmccarron@yahoo.com)

Safety Fast!  
Richard

From the Editor:

Please accept my apologies for the newsletter being behind this month. April got away from me.

Also, this newsletter needs you. Please send me articles. I know everyone of you get car magazines. If you see something you think your fellow Car Enthusiasts would like send it to me to add to the newsletter.



## “Buzzer” Tech Session

by MGOC member Steve Kellogg, from a Cypress Club session in Carmel in January

For the past several years I have been guilty of driving down the highway in my 1973 MGB oblivious to the fact my turn signal stays on for miles due to a lane change. Can't see the turn signal indicators very well because they are blocked by the steering wheel and can't hear the "clicker" when the top is down, (or up). Mentioned it to fellow club member, Barry Erickson who has a great looking 1971 MGB/GT and he had the same problem. Barry being an Electrical Engineer in his past life made a fix that works like a charm in his car.

I said I must have it and since I'm president of the club and allowed some perks for my efforts, I set up a tech session for the process to be done to my car!

Barry sent me a list of items to get, and I went down to my local NAPA supply store and got \$99 worth of bits and parts for the job. Money well spent I figured!

On the day of the session, Barry showed up with his tools and three other members of the club arrived at 10:00 am: Rob Duarte in his Hot Rod, Barry Jones and Bill Thatcher in their regular cars.

Barry gave us a demonstration on his car on how the buzzer works. The buzzer goes off when the turn signal is on loud enough to hear and when one is at an intersection waiting to make a turn, the buzzer is turned off by deploying the brake. Genius!

So, we proceeded (pretty much Barry) to set up the buzzer under the dash, make wires the right length that were needed and their connections. Speaking of connections, Barry does his the way they supposed to be done. Soldered and with heat shrink tubing. The first wire we set up was a black ground. A couple of things to remember: Always place the heat shrink tube on the wire before attaching the connection and use a vise for soldering the bits. Two 60 plus men holding wire and soldering gun have too much shaking going on to get a good connection. In addition, get all your wires and connections all completed before placing them in the car, as you don't want to be soldering bent over in the engine bay or under the dash.

During this time, Barry Jones, Bill and Rob were very helpful in the support of the project and offered very good support and suggestions on placement of the parts. They must have been very good supervisors before retirement.

Once the system was hooked up, it worked great. Took a group picture and off we went to complete chores for the day. I tried the system after everyone had left and it didn't work as I thought I left the key in the on position during the day and battery got drained. So, I put a trickle charger on it to juice it back up. Later that night, we had a dinner party at the house with some friends and the system worked then. I was a happy camper.

The following morning was Cars and Coffee at the Baja Cantina and I wanted to show off the work amongst other car enthusiasts. Got all bundled up for the drive, hopped in the car and there wasn't even a click. Deader than a doornail. Bummer, so I took the TF, hoping to see Barry and possibly figuring out what the problem may be.

Barry wasn't there so I went home and called him. He was a bit stumped but offered to come all the way from Salinas to take a look. What a nice guy! He came over and between the two of us, we could not figure out what was going on. Barry had his trusty Fluke tools and was almost beginning to question their being right.

5 pin relay before it is mounted and grounded.



I told him of a story I had driving back in the B from Eureka where it just crapped out on the 101 freeway in Rohnert Park. I had it flat bedded to my mechanic friend's house in Walnut Creek. (thank you, AAA, premium) and looked at the car the following morning. After just "touching" wires the car started back up miraculously. ERRGGHH! But I got home OK. Gremlins? British Electronics? Son of Darkness Lucas? Who knew, hence why I always drive in the right lane on the freeways for quick emergency exits if the B craps out ever again.

Getting back to the buzzer job, Barry determined that the 5-pin relay that was installed wasn't working right and that we'd have to get a new one at Napa. I thought to myself that I could get it and install it myself incase Napa didn't have one on that day. However, Barry being the consummate British Car guy and always being prepared had an extra one in his car for me to use.

Huzzah! We hooked that up and it ran like a champ. Yeah!

The following day, Sunday, I wanted to try it on the road as I had a few chores to run, and the weather was glorious for a top-down drive. I'm happy to say the buzzer worked just like it was supposed to.

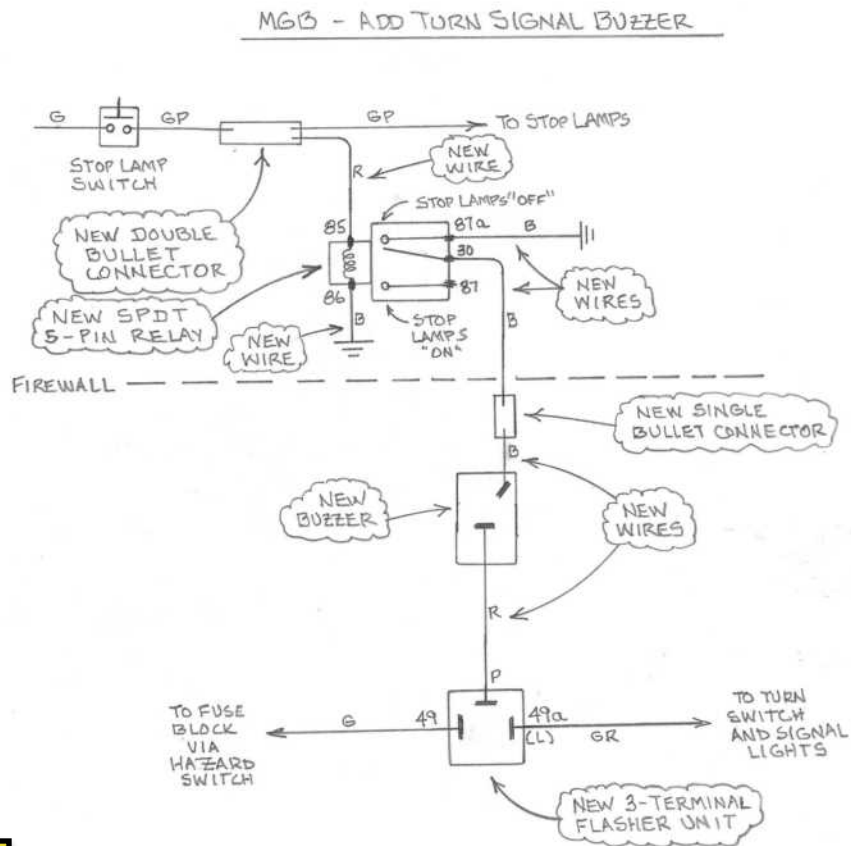


Barry and I with Barry doing the heavy lifting.

11-6-23



The Tech session attendees



WIRE COLORS:  
 G = GREEN  
 R = RED  
 P = PURPLE  
 B = BLACK  
 GP = GREEN & PURPLE  
 GR = GREEN & RED

**Fun Fact:** Club member Bill Webb was hard of hearing so put a very loud buzzer in his TC. I very nearly jumped out of the MG when he turned on his signal! - Dan Shockey



## Add a Buzzer!

These are the main components I used for my turn signal buzzer project.

Below reference info from Barry Ericsson (BWE):

I bought the Duralast BZ600 buzzer on line from Auto Zone. It turned out to work OK, but was expensive, \$45.99. And it was pretty loud. I wrapped it in some foam material to reduce the loudness. I'm sure there are other 12 volt buzzers that would work fine in this application.

I bought the 3-pin turn signal flasher unit on line at [superbrightleds.com](http://superbrightleds.com), part number FL3-RED. That cost about \$20. Some MGB's may already have a 3-pin flasher unit, so this part would not need to be purchased.

I bought the Dorman 5-pin relay locally at O'Reilly's Auto Parts. I think it cost about \$15. Please note that not all 5-pin relays are created equal. You need a SPDT (single-pole double-throw) relay. It will have terminal designations 30, 85, 86, 87, 87a.

Note - The 5-pin relay is only needed if you want to include the "buzzer silencing when brake pedal is pressed" feature.

Other materials include wire, connectors, etc.

BWE, 01-15-2024 Rev. 1-15-2024

## MGB - Add Turn Signal Buzzer

I got the idea for this from Rick Astley's book, MGB Electrical Systems. The standard 2-prong flasher module is replaced with a 3-prong unit. The "P" prong supplies on-and-off power to the new buzzer causing it to buzz in sync with the turn signals.

I added a 5-pin SPDT (single-pole double-throw) relay in the buzzer grounding circuit so that the buzzer is silenced when the brake pedal is depressed. This way you don't have to listen to the buzzer while stopped at a signal light. It adds some complexity to the installation, but I think it is worth the trouble.

The buzzer ground circuit is completed through the relay "normally closed" contact, 87a, allowing the buzzer to sound. Then when the brake pedal is depressed the brake light circuit energizes the relay, opening the 87a contact and silencing the buzzer.

I found that this setup worked fine on my car, except the buzzer was WAY too loud! So I wrapped the buzzer in some foam insulation material. This quieted it down to an acceptable level. I ended up just stuffing the buzzer up into a corner under the dash near the windscreen wiper motor. I recommend NOT attaching the buzzer directly to the car body as this will amplify the sound level.

Please note that the addition of the 5-pin relay may not be absolutely essential to accomplish the "buzzer silencing when brake pedal is pressed" feature. In Rick Astley's book he suggests connecting the "ground" terminal of the buzzer to the green/purple wire in the brake light circuit, so the buzzer circuit is grounded through the brake lights! I did NOT want to do this due to possible problems with LED brake lights, etc. So I installed the relay to keep the two systems separated.

## Rally Vents in an MGA

By Dan Shockey. MG Owners Club, Northern California, Reprinted from **MGA!** Magazine

We really enjoy our MGA coupe but it can be a very warm place on a hot day. We arrive feeling very wrung out and medium-well done. The problem appears to be that heat cannot easily escape the engine compartment or inside the cockpit. Roadsters are better. (See studies of the aerodynamics of the MGA.) You can – and I have – insulate the cockpit and block heat from the exhaust but eventually the heat trapped in the engine bay soaks into the cockpit.

I tried wrapping the exhaust manifold with insulating tape. That seemed to help with the under-bonnet temperatures but seemed to make the engine run hotter. As a result, I was not comfortable with that solution. I have not yet tried ceramic coating of the exhaust manifold. A good engineer friend told me that an internal-combustion engine is a “heat engine,” so that getting the heat away from the cylinder head is very important.

Old wives tales and urban legends aside, I felt I must do something drastic to make the MGA more comfortable. I helped a buddy restore his Austin-Healey 100-6. Healey added front fender vents to their rally cars to help the heat escape from the engine bay and we did the same to his car. (He says it helped a lot.) The Big Healey is a very similar shape to the MGA, with a tight engine bay with frame rails also in the way of heat extraction. Healey folks call them, “Rally Vents.”

A company in Australia makes reproductions of these vents, in sturdy steel. I ordered a pair some years ago and finally got around to installing them. Key to their effectiveness is opening airflow through the inner panels. There is a not a large area in the MGA where this can be done.

Since my coupe is all-together with good paint, I did not want to cut and weld (or braze) the vents to my front fenders. I worried quite a time about cutting into the fenders. In addition, the Healy is fairly flat in that area of their front fenders while the MGA is more rounded. But I finally dived in, using my jig saw with a fine metal-cutting blade.

I decided to cut the hole just a little smaller than the inside of the outer flange of the vent. (Just the left side first.) I made a template in cardboard. My plan was to glue the vent to the fender somehow though I admit to not having a definite plan at that point. I was concerned about getting a clean cut especially around the three corners of the hole. I tried a hole punch first but found that with any body putty on the fender, the punch would leave a mark as it compressed the putty. Fortunately the jig saw could make a good-enough cut. I then used files to smooth the edges and eliminate any irregularities from the cut. I rounded the edges inward a bit with the files.

Once the hole was cut in the fender, I had more room to make the cut to the inner fender. (I did not remove the fenders.) I used an electric cutoff tool for this but an air cutting tool might work better. I had to watch for the shelf and the vents on the inside of the inner panels. Again I used a file to smooth the cut plus a small stone in a Dremel type tool. I tried to leave areas in the correct places on the left side to bolt in a small radiator style fan.

Now came the moment of truth (or consequences). I fitted the vent inside the fender and it seemed to lay in there nicely.

I chose to use construction adhesive, knowing how strong that became after set-up. The flange of the vent is rather narrow which saves adhesive but minimizes the area for contact. I used wood pieces on each side and wire to hold the vent tight to the fender. I also used some small hobby clamps, mostly at the front edge. Then I waited 24 hours to see if it would hold.



It did! It seems a really strong bond. The adhesive can be scraped away if any excess is left. It doesn't get hard except when it is compressed (unlike epoxy). On the right fender, I found that I did not get the vent adhered along the front edge and was able to scrape out some of the glue and glue that section again with the small hobby clamps. I think the vent has somewhat conformed the fender to its flatter shape but it is not obvious.

I pre-painted the vents before installing them. I was left with the unpainted edge of the sheet metal (and a little bondo). I touched that up with a small model brush. Of course, repainting the whole fender would look better but it came out very well for an "after" job.

After consulting with others, I added a 7" radiator fan blowing out on the left side next to the exhaust. I can run this fan as needed.

On my first low-speed test without the fan, I was impressed at how warm the left front fender was above the vent. I have not yet enclosed the vent area inside the fender. That implies that the heat was moving out the vent even at city street speeds and without a fan.

I later took the coupe for a drive in the hot canyons near me ("canyon carving".) It was a hot day but it did not seem especially hotter in the cockpit. We still get the "greenhouse" effect of the coupe. I am very pleased with the look and effectiveness of this solution to the coupe heat



problem.

But I may still install an air-conditioner. Must be getting old and soft. Happy trails!





***We invite you to join the largest club in the area dedicated to British car enthusiasts.***

***Your membership benefits include:***

- ***You get invited to all club events. Including these three great parties:***
  - ***The after Christmas celebration***
  - ***The “Chilly Run”***
  - ***The summer pool party***
- ***You get the club’s newsletter***
- ***You get access to the club’s extensive tool chest***
- ***Our monthly meeting is held at very nice restaurant and each meeting includes a tech session. Johnny Dees Lounge 1705 Amuskai Rd Loch Raven, MD (First Tuesday of the month)***
- ***We also host an annual tech session Saturday hosted by the club’s tech guru.***
- ***MGOB sponsors the annual “Get the Dust-Off Rallye” the first Sunday in May.***
- ***You can join us at MG’s on the Rocks. This is the oldest continuously running British car show in the world! Celebrating our 42 year in 2021!***

***All this for \$20 per year!***

**Visit us on the web: [MGsofBaltimore.org](http://MGsofBaltimore.org) or Find us on**

**Facebook Please complete the form on the next page and mail it with a cheque made payable to MGOB to:**

**Kathy Liddick  
5237 Glen Arm Road  
Glen Arm, MD 21057**





## MGs of Baltimore Ltd. Membership Registration

Please fill out the registration form.

You'll want to enjoy all the benefits of membership as listed on the previous page!

Your Name (MGing is a family activity, Please include those of family members)	
Address	
City/State/Zip	
Contact Number	
e-mail Address	
MG's or Other British Cars Owned	
Areas of interest: Technical, Rallyes, Social, Restoration	

Dues for MGOB are a blazing \$20 Bucks a year. (January through December)

Mail your check made out to: MG's of Baltimore Ltd.

To: Kathy Liddick: 5237 Glen Arm Road, Glen Arm, MD 21057



**NORTH AMERICAN  
MGA REGISTER**

## Tools Available for Club Members Contact Eric Salminen to Borrow

- Engine Stand
- Engine lift with tilt device (2)
- Whitworth wrenches & sockets
- Whitworth thread file
- MGB Kingpin Reamer
- Sandblaster (Suction from a bucket type)
- Rostyle Wheel Paint Mask (MGB)
- Midget King pin reamer
- SU Carb throttle shaft reamer for MG T, A, B carbs
- SU Carb throttle shaft reamer
- Midget carbs
- Torque Wrench Click Type 0-150 ft lbs
- Standard 12" socket set
- Hub Puller
- Compression tester
- Harmonic balancer puller
- Camshaft Degree Wheel with TDC finder.
- Timing light
- Dwell/Tach Meter
- Differential flange removal tool
- Brake line bender - tubing cutter, bubble type flaring tools
- Slide hammer for bushings, bearing caps and axle extraction tool
- Lift-A-Dot Upholstery Punch tool
- SU Carb Synchronizer
- Pickle Fork for Tie Rod Ends
- Mob Clutch Alignment tool
- Front Suspension Toe-In adj tool
- Rear Hub Sockets for MGA and early and late MGB.
- Cylinder Leak Down tester

# OFFICERS AND CHAIRPERSONS

President	Richard Liddick	410-817-6862	<a href="mailto:rgl2mgbgt@aol.com">rgl2mgbgt@aol.com</a>
1 <sup>st</sup> Vice President	Rich Polan	410-727-5588	<a href="mailto:richardpolan@yahoo.com">richardpolan@yahoo.com</a>
2 <sup>nd</sup> Vice President	Ken Olszewski	410-459-9202	<a href="mailto:kenmgob@comcast.net">kenmgob@comcast.net</a>
Treasurer	Eric Reitz	410-207-7548	<a href="mailto:reitz1@aol.com">reitz1@aol.com</a>
Secretary	Tracy Trobridge	410-489-7444	<a href="mailto:tracy21794@yahoo.com">tracy21794@yahoo.com</a>
Newsletter	Kathy Liddick	410-817-6862	<a href="mailto:themgbabe@comcast.net">themgbabe@comcast.net</a>
Membership	Kathy Liddick	410-817-6862	<a href="mailto:themgbabe@comcast.net">themgbabe@comcast.net</a>
Rallye Master	Eric Salminen	443-463-3071	<a href="mailto:mgobrallymaster@gmail.com">mgobrallymaster@gmail.com</a>
MGs on the Rocks	Richard Liddick Eric Reitz	410-817-6862	<a href="mailto:rgl2mgbgt@aol.com">rgl2mgbgt@aol.com</a>
Tool Meister	Eric Salminen	443-463-3071	<a href="mailto:mgobrallymaster@gmail.com">mgobrallymaster@gmail.com</a>
Web Master	Richard Liddick	410-817-6862	<a href="mailto:rgl2mgbgt@aol.com">rgl2mgbgt@aol.com</a>
Regalia	Cheryl Reitz	410-336-2584	<a href="mailto:creitz@dap.com">creitz@dap.com</a>
Tech Advisor	Chris Horant	410-679-1378	<a href="mailto:cshmk3S3@verizon.net">cshmk3S3@verizon.net</a>

## DISCLAIMER

The OCTAGRAM is published monthly by the MGs of Baltimore car club. Opinions expressed herein are not necessarily those of the Club, Club officers, or the newsletter staff. Technical information is believed to be accurate. However, any repairs or mechanical advice is attempted at the readers' own risk. The Club, officers, or staff will not be responsible for any misinterpreted or incorrect technical information.

Articles appearing herein may be used by other car clubs or organization in their own newsletters, providing appropriate credit and recognition of the source is given.

The MGs of Baltimore, Ltd. Car club was established in 1977. The club represents over 150 members in the Metro Baltimore area. As the name implies, the club centers its activities around the preservation and enjoyment of the cars that bear the classic MG marque. The club is affiliated with the following national organizations: The North American MGA Register and The North American MGB Register. Internationally, the club is affiliated with the MG Car Club and The MG Owners Club. The club's activities include sponsorship of the nationally known "MGs on the Rocks" car show, a series of challenging (and FUN) historic car rallies, as well as numerous fun gatherings all through the year. The MGs of Baltimore is a 501 (c) 7 Not-For-Profit Corporation.

# CALENDAR

## MAY

- 4<sup>th</sup> Tech Session at Larry Heaps  
5<sup>th</sup> Get the Dust Off Rallye  
7<sup>th</sup> Club Meeting  
10<sup>th</sup> & 11<sup>th</sup> Carlisle Import Show  
19<sup>th</sup> Brits by the Bay

## JUNE

- 2<sup>nd</sup> 46<sup>th</sup> Annual Original British Car Day  
4<sup>th</sup> Club Meeting  
9<sup>th</sup> 30<sup>th</sup> Annual Hellertown Show

## JULY

- 2<sup>nd</sup> Club Meeting  
15<sup>th</sup> to 19<sup>th</sup> NAMGAR Convention

## AUGUST

- 6<sup>th</sup> Club Meeting  
25<sup>th</sup> Lanco MG Club Taste Britain Carshow


## SEPTEMBER

- 3<sup>rd</sup> Club Meeting  
5<sup>th</sup> to 8<sup>th</sup> Watkins Glen  
28<sup>th</sup> MGs on the Rocks

### MGs of Baltimore Affiliations

North American MGB Register  
North American MGA Register  
MG Car Club UK  
MG Owners Club UK

### Register Your MGA With NAMGAR!



Join over 2,000 enthusiastic owners in the restoration, preservation, and sheer enjoyment of driving an MGA, Midget, or variant of this noble breed. You'll receive six bi-monthly issues of *MGA!*, our full-color, award winning magazine, invitations to National and Regional Get-Togethers throughout the U.S. and Canada, plus a knowledge base and support group second to none. All this for just \$37.50 per year (North America), or \$52.50 (International). Get more information at <http://www.namgar.com>, or contact [registrar@namgar.com](mailto:registrar@namgar.com).



North American MGB Register

The only MEMBER-RUN organization for MGB, MGC, Midget, 1100/1300 and Post Abingdon Car owners.

- ANNUAL MEMBERSHIP \$30** (\$45 overseas)  
• Dash plaque • Membership card • Window decal  
• Six bi-monthly issues of *The MG Driver*, a 68-page informative magazine.  
• Annual national convention – a four-day MG party!

**North American MGB Register**

PO BOX 876 • Downers Grove, IL 60515-0876

Toll-free phone: 800-NAMGBR-1  
[www.namgbr.org](http://www.namgbr.org)



# The MGs of Baltimore, Ltd.

Present the 35th Annual Running of the

## GET THE DUST OFF RALLYE

Sunday, May 5th, 2024

First car off at 10:01 a.m.

Dedicated to the memory of Richard W. Murphy

**\$20 per car to April 21st - \$25 per car afterwards**

Register by completing the entry form below and mail it with a check payable to "MGs of Baltimore, Ltd."

**OR** Scan the QR code to the for online registration (a small fee will be accessed by UBMe)

<https://www.ubmeevents.com/event/5aa79111-b1d4-4f1d-a52d-823fbcf1ec06>



**SEND TO: MGOB C/O Chris Horant, 2 Gunpowder Dr; Joppa, MD 21085**

This will be a GTA (Game, Tour, Adventure) style rallye of approximately 60 competitive miles. No unpaved sections. **All vehicles welcome.** Classes will be provided for Historic up to 1981 and modern 1982 and later.

**START & FINISH:** Dejon Vineyards, 5300 Hydes Rd., Hydes, MD. [www.dejonvineyard.com](http://www.dejonvineyard.com). Bring along your picnic basket lunch and tailgating supplies. Food truck will be available on site. Wine tasting will be provided for entrants (MGOB hand stamp required).

**REGISTRATION:** Opens at 9:00 am. Drivers' meeting at 9:45. Please plan to arrive early. First car off at 10:01 a.m. **Contact Rallymaster Eric Salminen at (443-463-3071) or [mgobrallymaster@gmail.com](mailto:mgobrallymaster@gmail.com) for additional rallye information**

All vehicles must have at least 2 people in the car. *If a minor (less than 18 years old) is to participate you must contact us in advance to secure a minor release form which requires the signature of both parents.*

**Driver:** \_\_\_\_\_  
**Address:** \_\_\_\_\_  
**City/St/Zip** \_\_\_\_\_  
**Phone:** \_\_\_\_\_  
**e-mail:** \_\_\_\_\_

**Navigator:** \_\_\_\_\_  
**Address:** \_\_\_\_\_  
**City/St/Zip** \_\_\_\_\_  
**Phone:** \_\_\_\_\_  
**e-mail:** \_\_\_\_\_

**Vehicle information: Make:** \_\_\_\_\_ **Model:** \_\_\_\_\_ **Year:** \_\_\_\_\_ **Color:** \_\_\_\_\_

**Member: MGOB?** \_\_\_\_\_ **TRAC ?** \_\_\_\_\_ **Other:** \_\_\_\_\_

**Class: Select one** \_\_\_\_\_ **Historic** \_\_\_\_\_ **Modern**

I hereby warrant that the entered vehicle is on the road legally, is being used by the entrant with the owner's permission and is covered by liability insurance of not less than \$20,000/\$40,000/\$15,000 or the minimum requirements in the state of registry, whichever is higher.

**Driver Signature:** \_\_\_\_\_

**Sorry, but NO PETS or OUTSIDE ALCOHOL ITEMS are allowed at the winery!!!!**

# BRITS BY THE BAY 2024



## Modern & Classic British Car & Motorcycle Show

Open to ALL British Cars & Motorcycles

Come enjoy the beautiful country setting in Mt. Airy and see some great cars, while helping us promote and preserve the old British classic and the newer British "future" classics.

We'll have 24 marques from manufacturers including Triumph, MG, Jaguar, Jensen, Austin Healey, Mini, Range Rover with some open classes., too. We even hope to see some British motorcycles.

Each year since 2002, BBTB has invited all British marques, and the cars that come range from quality show cars to daily drivers....and we welcome them all. Let's get the British car enthusiasts and people who love these cars together for an afternoon of fun. This year we've found a great new location at Linganore Winecellars. After you've shown and seen some cars, we're certain you'll find a good reason to stay and enjoy the winery.

## When:

**Sunday, May 19, 2024**

**11am to 3pm**

Gates for show participants  
open at 10:30am

Rain or Shine

## Where:

**Linganore Winecellars**  
13601 Glissans Mill Road, Mt. Airy,  
MD 21771

[www.linganorewines.com](http://www.linganorewines.com)

For more information and online registration for those wishing to bring their British Motor Car, please visit: [www.tracltd.org](http://www.tracltd.org)



# The Original British Car Day

## 46<sup>th</sup> Anniversary Meet

Sunday, June 2<sup>nd</sup>, 2024 ~ 8:00 am until 3:00 pm

**Rain or Shine!**

**Lilypons Water Gardens**

**6800 Lily Pons Road, Adamstown, MD 21710**

**Antique, Classic & New British Car & Motorcycle Show plus Flea Market**

**\*\* 2024 Featured Marque - Triumph Spitfire \*\***



Sponsored by:  
The Chesapeake Chapter of the  
New England MG "T" Register

For more information call: 703-229-3317  
email: [spenglish@aol.com](mailto:spenglish@aol.com)  
To register online:  
[www.mgtchesapeake.com](http://www.mgtchesapeake.com)

\*\*\*Must be postmarked by May 10<sup>th</sup> to receive discounted entrance fees\*\*\*

The Original British Car Day  
52 N Main St  
Union Bridge, MD 21791

One Vehicle per Registration Form  
Please make check payable to:  
Chesapeake Chapter, NEMGTR

ENTRY # (OBCD will assign)

YEAR \_\_\_\_\_ MARQUE \_\_\_\_\_ MODEL \_\_\_\_\_

NAME (owner) \_\_\_\_\_ CLASS # (see next page)

ADDRESS \_\_\_\_\_ CITY \_\_\_\_\_ STATE \_\_\_\_\_ ZIP \_\_\_\_\_

PHONE \_\_\_\_\_ EMAIL \_\_\_\_\_

**WAIVER OF LIABILITY (MUST BE SIGNED TO ENTER)** NEITHER I, NOR MY HEIRS  
WILL HOLD THE CHESAPEAKE CHAPTER OF THE NEMGTR, OR LILYPONS WATER  
GARDENS, LIABLE FOR ANY DAMAGES DONE TO ME, MY GUESTS, MY PROPERTY,  
OR MY VEHICLE, WHILE ENGAGED IN OR TRAVELING TO OR FROM THIS EVENT.

ENTRANT FEES	Before May 10 <sup>th</sup>	After May 10 <sup>th</sup>
Show Vehicle	\$20	\$30
Vendor	\$40	\$50

SIGNATURE (Driver) \_\_\_\_\_ SIGNATURE (Passenger) \_\_\_\_\_

8:00 am ~ Show field opens  
 12:00 pm ~ Drive in Registration closes  
 12:30 pm ~ Voting closes  
 Winners will be announced around 2:30 pm

**\*Ballot Box and winner notification will be located at the Chesapeake Chapter Tent\***

**AWARDS:**

1<sup>st</sup> Place: Pewter for each class with at least 2 vehicles registered  
 1<sup>st</sup> & 2<sup>nd</sup> Place: Pewter for each class with at least 4 vehicles registered  
 1<sup>st</sup>, 2<sup>nd</sup> & 3<sup>rd</sup> Place: Pewter for each class with at least 6 vehicles registered  
 Honorable Mention: Ribbon for each class with at least 8 vehicles registered  
 Featured Marque: A special award is presented!

If you are not present to accept your award in person, please call **410-775-0500** or email **VeLat14@hotmail.com** to arrange for pick up or shipping at recipient's expense.

**SHOW VEHICLE INFORMATION**

**\*\*Every vehicle is placed in a predetermined class for popular choice voting and award purposes\*\***



**\*\*Vehicles must be parked in the assigned class to be eligible for awards\*\***

**\*\*If you are Preregistered but drive in with a different vehicle on show day, you MUST fill out a new registration form upon arrival, in order to be correctly classed in our database and eligible for awards\*\* (You will NOT be charged an additional entry fee!)**

**~ Show Vehicles ARE accepted at the gate on show day for the \$30 fee. Your vehicle does not need to be Preregistered to be in our show!**

~ A dash plaque will be given to all Show Vehicle entrants!

~ Name recognition in our program will be given to the first 100 Show Vehicles who preregister by May 10<sup>th</sup>!

~ Trailer parking will be in a designated area only. **Show Vehicles MUST be driven onto the show field.**

**VENDOR SPACES: 12ft x 20ft**

Vendors may arrive as early as 7AM.  
 Day of show Vendor registrations are accepted at the gate for the \$50 fee.  
 If more than one vehicle is displayed, an additional vendor space will be charged.

**SPECTATORS:** \$10 per car. Leashed pets are welcome, thanks for your cooperation!

**The Original British Car Day  
 2024 Car Classes**

Class	Class Name	Class	Class Name
01	Aston Martin	28	MGA
02	Austin-Healey 100-4/6	29	MGB Roadster 1962 to 1974
03	Austin-Healey 3000 MK I/II/III	30	MGB Roadster 1974 1/2 to 1980
04	Austin-Healey Bugeye Sprite	30a	MGB GT
04a	Austin-Healey Square Body Sprite	31	MGC Roadster & GT
07	Jaguar XK 120/140/150	32	MG Midget
08	Jaguar Saloon/Coupe to 1968	33	Classic Mini (all)
09	Jaguar XKE	34	MINI from 2002
11	Jaguar XJ6/12 Series I/II/III	35	Morgan
12	Jaguar XJS	37	Motorcycles
15	Jaguar Coupe & Convertible 1997 to present	38	All Other British Marques & Racing
		39	Rolls Royce & Bentley
16	Jaguar Sedan 1988 to present	40	Sunbeam Alpine
17	Jensen	41	Sunbeam Tiger
19	Land Rover	42	Triumph Pre-war or Variant
21	Lotus Classic through 1980	43	Triumph TR2 & TR3/TR3A/TR3B
22	Lotus 1981 through 2004	44	Triumph TR4/TR4A & TR250
23	Lotus 2005 to present	45	Triumph Spitfire & GT6
24	MG Pre-war or Variant	46	Triumph TR6 through 1973
25	MGTC	47	Triumph TR6 1974 to 1976
26	MGTD	48	Triumph TR7 & TR8
27	MGTF	50	TVR





# 30th! + SUNBEAM B\*A\*S\*H!

## BRITISH MOTORCAR & Motorcycle GATHERING



**FREE Spectators Trolley Shuttle**

**THE HELLERTOWN SHOW**

**Sunday, June 9, 2024**

Show hours 10 am-2 pm | Field opens 9 am

Alfred J. Fritchman Reservoir Park, 3400 Reservoir Rd., Hellertown, Pa.

Special prizes awarded by our panel of judges. Relax — No popular vote!

*Outstanding food and music • Large covered picnic pavilion*

*Dash plaques to first 100 registrants • Prize drawing • Car scavenger hunt for kids*

**RAIN or SHINE EVENT**

**Attention: This year we must enact a "NO DOG" policy at the show. Thank you!**

**➡ Register online at [keystonebritish.com](http://keystonebritish.com)**

**\$18** pre-register by May 31

OR WRITE A CHECK payable to *Keystone British Car Club*  
FILL OUT FORM BELOW and MAIL WITH CHECK TO:  
BILL MOUNCE • 117 RAMBLEWOOD DR, EASTON, PA 18040-8425

**\$25** at the gate

NAME (please print) \_\_\_\_\_

ADDRESS \_\_\_\_\_

PHONE \_\_\_\_\_ EMAIL ADDRESS \_\_\_\_\_

YEAR \_\_\_\_\_ MAKE: \_\_\_\_\_ MODEL: \_\_\_\_\_

COLOR/OTHER INFO \_\_\_\_\_

The undersigned hereby releases and indemnifies all the organizers of the British Motorcar Gathering, the Keystone British Car Club, the Hellertown Borough Authority, Fritchman Reservoir Park, and all supporting sponsors and participating vendors, collectively and separately, from any and all liability or property damage, including injury while participating in this event. I have read and agree to this release as a condition for my permission to attend and participate in this event.

Sign here \_\_\_\_\_ Date \_\_\_\_\_

*I accept these conditions by my signature and date above*

**INFORMATION:** Claude Dencler | 717-736-0337 | [show@keystonebritish.com](mailto:show@keystonebritish.com)

# NAMGAR Annual Convention

# GT-49

*Resort reservations  
are now open*

Mt. Hood Oregon Resort  
Welches, Oregon

(503) 622-3101 x 0

Event name: GT-49

Event code: 2407GT49

Event dates: July 15-19, 2024

*100 rooms are blocked for us  
and expected to sell out early!*



# LANCO MG's 33rd "A Taste of Britain" Car Show

**Event Date:** Sunday, August 25, 2024

**Date:** Sunday, August 25, 2024

**Time:** 10AM – 5PM

**Location:** Forney Field, 70 Church St, Rothsville, PA 17543

**Registration:** [Visit LANCO MG's Website to register your vehicle](#)

Join LANCO MG on Sunday, August 25<sup>th</sup> for their 33rd "A Taste of Britain" car and motorcycle show benefiting the Schreiber Center for Pediatric Development. Register your European antique or classic vehicle in the show (1998 and older) or come out to enjoy a day of admiring these beautiful pieces of machinery with your family and friends. There will even be a polo match at 2:30!

- Day of Show Registration and field opens at 10:00AM
- Polo match begins at 2:30PM (All are welcome to stay for the entire match, but registration will officially close at 3:00)

[Visit LANCO MG's Website for more information and to register your vehicle today!](#)



# Watkins Glen Vintage Grand Prix Festival

MG is the featured marque.



Bridget McCarron is looking to organize a MGOB group to caravan to **Watkins Glen**, NY for the **Grand Prix Festival 2024** - Sept. 5 - 8, 2024. MG is the featured marque this year. Leaving on Thursday September 5th, and to attend sanctioned activities on Friday September 6th and Saturday September 7th as an MGOB group. For more information is available in this issue and at <http://www.grandprixfestival.com/>. Bridget can be reached at: [bridgetmccarron@yahoo.com](mailto:bridgetmccarron@yahoo.com)

[Click Here](#) to register for the event





**MGs of Baltimore, Ltd**  
C/O Tracy Trobridge  
3150 Pfefferkorn Road  
West Friendship, MD 21794



# The 45<sup>th</sup> Annual **MGs** *on the Rocks!*

Open to all British Marques

**September 28, 2024**



## ABOUT US:

*MGs of Baltimore* is open to all British Car enthusiasts. We have preserved the MG Marque in Baltimore for over 45 years. We do this by hosting driving events, our annual show and parts market *MGs on the Rocks*, and providing technical training and assistance to our members.

### Meet Other Enthusiasts:

We have monthly meetings at Johnny Dee's Lounge the first Tuesday of each month at 7:30pm where we plan events, hear about upcoming events and ones our members have participated in, there's also a tech session on British Car repair and maintenance.

*MGOB sponsors the annual "Get the Dust Off" Rallye, the first Sunday in May. We have legendary get-togethers events including A Christmas Feast, Annual Chili Contest, and Summer Pool Party. (MGOB is actually a Food Club that likes British Cars) We also have multiple spontaneous social outings throughout the year. All this for \$20 a year!*

Visit our website for a membership form and info.

<https://www.mgsofbaltimore.org/membership-form/>

**To attend our meetings:**

Use your GPS and search for Johnny Dee's Lounge

1705 Amuskai Rd, Baltimore, MD 21234.

[www.JohnnyDeesLounge.com](http://www.JohnnyDeesLounge.com) (North side of the Beltway) Park amongst the other MGs on the upper lot. Meeting is held in their meeting room at 7:30, while some come early at 5:45 for dinner. Join us!

# MGs on the Rocks

The 45th Annual promises to be a great event and we are planning for 200 cars. If you love British cars this is the place to be the last Saturday in

September. **MGs on the Rocks** is the longest continuous British Car Show in the World. This **British Only** show has been on the *same weekend* at the *same location* for 45 years. The Rocks State Park 4H Camp is an excellent country setting in rural Harford County, MD. Multiple classes of MG's are awarded as well as awards for 8 other British Marques. Awards are by popular vote by the car owners. The unique "at the car" award ceremonies is at 3 p.m. All winners have their photos taken with their cars. Checkout our website for past event photos.



Put your car on the field! Although we have many beautiful cars, this is very much a **come as you are** gathering. Only show field registrants can vote.

**Directions:** GPS address:  
2 Cherry Hill Road, Street, Md 21154  
Look for MG Octagon signs enroute

Philadelphia PA	83 miles
Washington DC	72 miles
Harrisburg PA	68 miles

## Our Regular Features

- ☞ Unique **Rocks** show shirt
- ☞ Food truck on site
- ☞ A field full of British cars in a casual park setting
- ☞ Many vendors of new and used parts.
- ☞ Uncle Larry's Swap Meet
- ☞ A selection of various British cars for sale.
- ☞ Classic British Invasion Music by Jamming Jefferson
- ☞ Trivia games – 50/50 – T shirt shoot
- ☞ Kid's scavenger hunt
- ☞ Pre-register attendees can make song request
- ☞ A wide range of classes for awards for all British Marques
- ☞ The Murphy Cup for best MGB of the show
- ☞ The Senator Norman / Kegg Cup for Best of Show

## Pre-Register!

Skip that long line of on-site registrants and save \$\$\$. Awards are generally 3 or more per class but may vary as registration indicates. Dash plaques only guaranteed to pre-registrants.

## Important times:

- 9:00 AM** Field Opens  
**10:00 AM** ALL **vendors** should be in place  
**1:00 PM** Voting closed  
**Approx. 3PM** Awards presentation

For additional information, email or call:

Co-Chair: Richard Liddick  
 Email: [RGL2MGBGT@aol.com](mailto:RGL2MGBGT@aol.com)  
 Phone: 410-817-6862  
 Co-Chair: Eric Reitz – Email: [Reitz1@aol.com](mailto:Reitz1@aol.com)  
 Phone: 410-207-7548

## Online Registration:

<http://www.mgsofbaltimore.org>



- a. Scan QR code or
- b. Contact Eric Reitz to pay/register via Venmo or
- c. Mail form to the right

## Mail-In Registration Form:

To register fill out section below, tear on the dotted line, enclose cheque payable to **MGs of Baltimore.**

Ms. Tracy Trobridge  
 3150 Pfefferkorn Road  
 West Friendship, MD 21794

Car show entrant \$25 if mailed before 9/1 \_\_\_\_\_

Car show entrant \$30 at show or after 9/1 \_\_\_\_\_

For Sale Cars: \$20.00 \_\_\_\_\_

**Total enclosed:** \_\_\_\_\_

**Vendor space** \$20.00 for the first 20'x20' space. \$20.00 for each additional space. Vendor registration is only at the event; let us know you're coming but no preregistrations will be taken.

**Spectator Parking:** At entry gate is \$5 cash per car

## *Registration:*

Last Name \_\_\_\_\_

Frist Name \_\_\_\_\_

Address \_\_\_\_\_

City \_\_\_\_\_ State \_\_\_\_\_

Zip \_\_\_\_\_ Phone (opt) \_\_\_\_\_

Email \_\_\_\_\_

Car Make \_\_\_\_\_ Model \_\_\_\_\_

Year \_\_\_\_\_ Colour \_\_\_\_\_

Did you win your class last year at Rocks? Y N

Representing what Car club? \_\_\_\_\_

Song Request \_\_\_\_\_

# A GIANT SHOE? SIDESHOW BANNERS? SANTA CLAUS?



**Our 100,000 square foot museum** is a light-hearted adventure through POP CULTURE. Enjoy the sights and sounds that filled the nation before the digital age began and see how they connect with today's modern world. Be prepared to experience a barrage of the wacky, weird, and the wonderful! Pictures alone cannot justify the magic!

**CARS-AMERICANA-MUSIC-ANIMATRONICS & MUCH MORE!**



**OPEN 10:30AM - 3:00PM  
Friday, Saturday, & Sunday!**



**TICKETS, INFO  
& PRICING**

**Bring a camera  
& Friends!**



# A POP CULTURE museum with a TRAM



**AMERICAN  
TREASURE TOUR  
MUSEUM**

**“a day full of oohs and aahs!!.”**

MaryGrace MFB Wealth Management

**GROUP TOURS/ FUNDRAISERS/ CORPORATE EVENTS**

One American Treasure Way, Oaks, PA 19456

**AmericanTreasureTour.com | 866-970-8687**